

Scaled data based on original data using
LM-79-08 Approved Method: Electrical and Photometric Measurements of Solid-
State Lighting Products

Test Report Prepared for
Cooper Lighting Solutions
(formerly Eaton)

Brand: INVUE

Report Number: P140423

Luminaire Tested: **ECM-F01-LED-E1-5WQ-8030**

Issue Date: 03/03/2020

Test Information

Test Method: LM-79-08
Report Number: P140423
REPORT IS SCALED FROM IESNA LM-79-08 TEST DATA (P33687)
Test Lab: INNOVATION CENTER-P3
Issue Date: 03/03/2020
Manufacturer: COOPER LIGHTING SOLUTIONS (FORMERLY EATON)
Product Line: INVUE
Catalog Number: ECM-F01-LED-E1-5WQ-8030
Description: EPIC CLASSICAL MEDIUM DECORATIVE LED LUMINAIRE
(1) LIGHTBARS WITH AccuLED OPTICS - TYPE 5 SQUARE WIDE
Light Source: (7) 3000K CCT, 80 CRI LEDs
Ballast/Driver: -

Summary

Lumens per Lamp: N/A
Luminaire Lumens: 2081.4 lumens
Efficiency: N/A
Efficacy: 80.4 lumens/watt
Luminous Opening: Rectangular (W 0.17' x L: 1' x H: 0')
IES Classification: Type V - Short - Semi-Cutoff
BUG Rating: B2 - U0 - G1

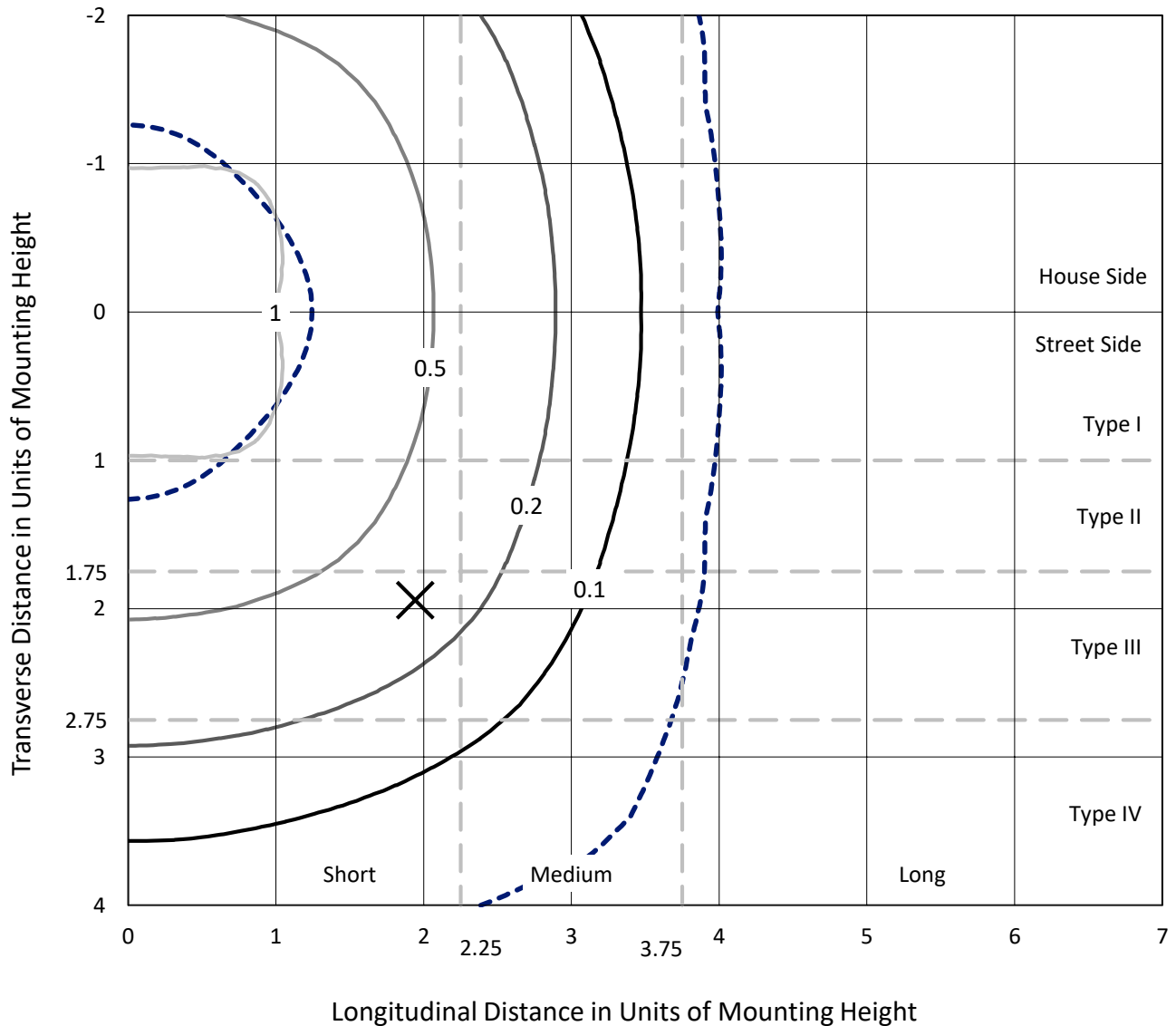
Input Watts (W): 25.9
Input Voltage (V): NR
Input Current (Ain): NR
Voltage Rise (V): NR
Power Factor: NR
Total Harmonic Distortion (THDi): NR
Frequency (hertz): 60
Stabilization Time: NR
Operation Time: NR
Ambient Temperature (°C): NR
Test Distance: 25 FT



REPORT NUMBER: P140423
 CATALOG NUMBER: ECM-F01-LED-E1-5WQ-8030

Iso-Footcandle Lines of Horizontal Illumination

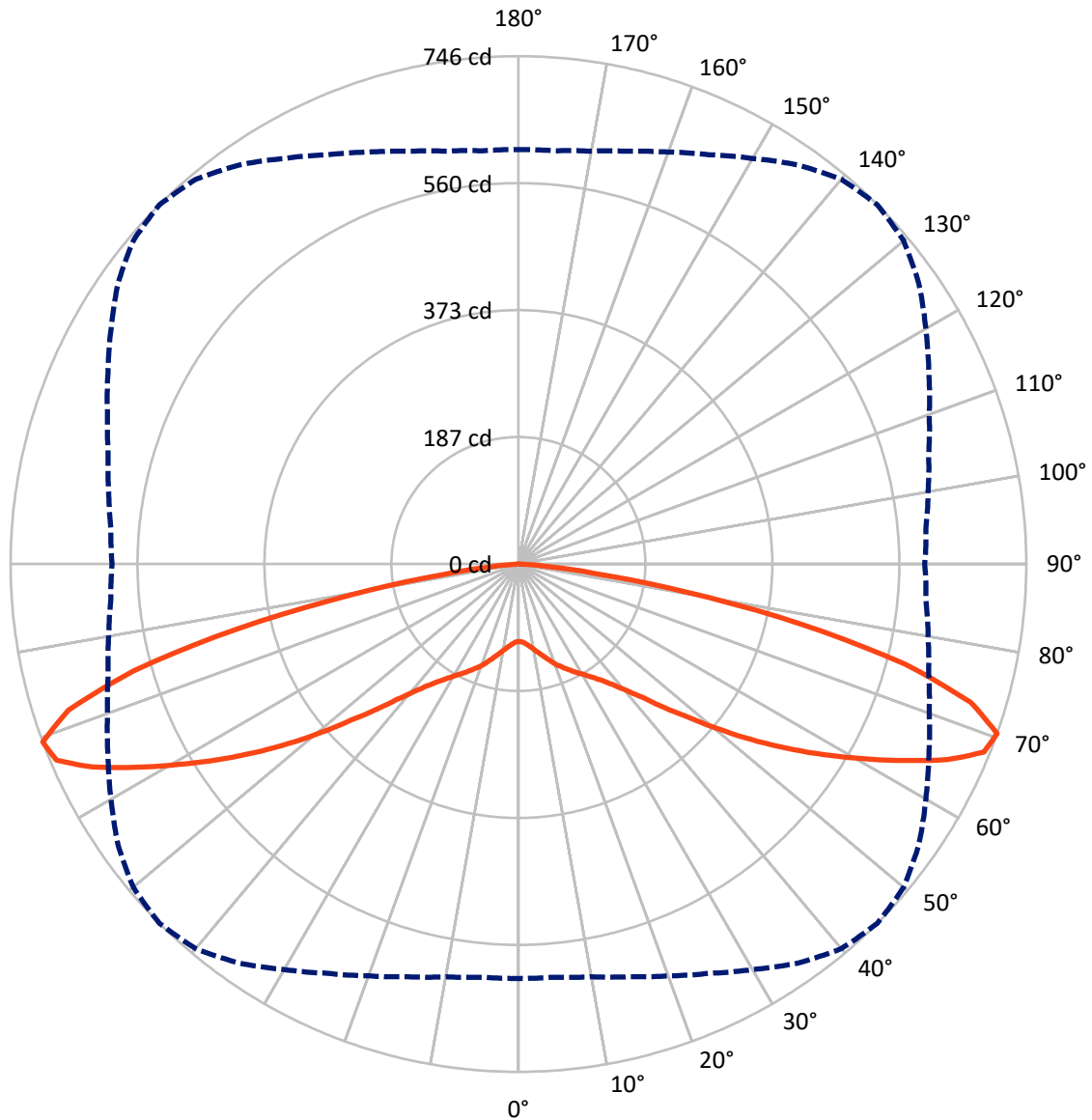
✕ Max cd
 - - - 1/2 Max cd



Based on 10 foot mounting height. Maximum calculated value = 1.3 fc
 Type V - Short - Semi-Cutoff

REPORT NUMBER: P140423
CATALOG NUMBER: ECM-F01-LED-E1-5WQ-8030

Luminous Intensity Polar Plot



— Vertical Plane Through 45-Deg Lateral - - - Horizontal Cone Through 70-Deg Vertical

REPORT NUMBER: P140423

CATALOG NUMBER: ECM-F01-LED-E1-5WQ-8030

FLUX DISTRIBUTION:

		Downward	Upward	Total
House Side	Lumens	1040.7	0.0	1040.7
	% Fixture	50.0	0.0	50.0
Street Side	Lumens	1040.7	0.0	1040.7
	% Fixture	50.0	0.0	50.0
Total	Lumens	2081.4	0.0	2081.4
	% Fixture	100.0	0.0	100.0

Coefficient of Utilization

ZONAL LUMENS:

Zone	Lumens	% Fixture
0°-10°	11.5	0.6
10°-20°	40.3	1.9
20°-30°	79.2	3.8
30°-40°	131.0	6.3
40°-50°	229.4	11.0
50°-60°	409.1	19.7
60°-70°	631.6	30.3
70°-80°	500.0	24.0
80°-90°	49.2	2.4
90°-100°	0.0	0.0
100°-110°	0.0	0.0
110°-120°	0.0	0.0
120°-130°	0.0	0.0
130°-140°	0.0	0.0
140°-150°	0.0	0.0
150°-160°	0.0	0.0
160°-170°	0.0	0.0
170°-180°	0.0	0.0
0°-90°	2081.4	100.0
0°-180°	2081.4	100.0



REPORT NUMBER: P140423

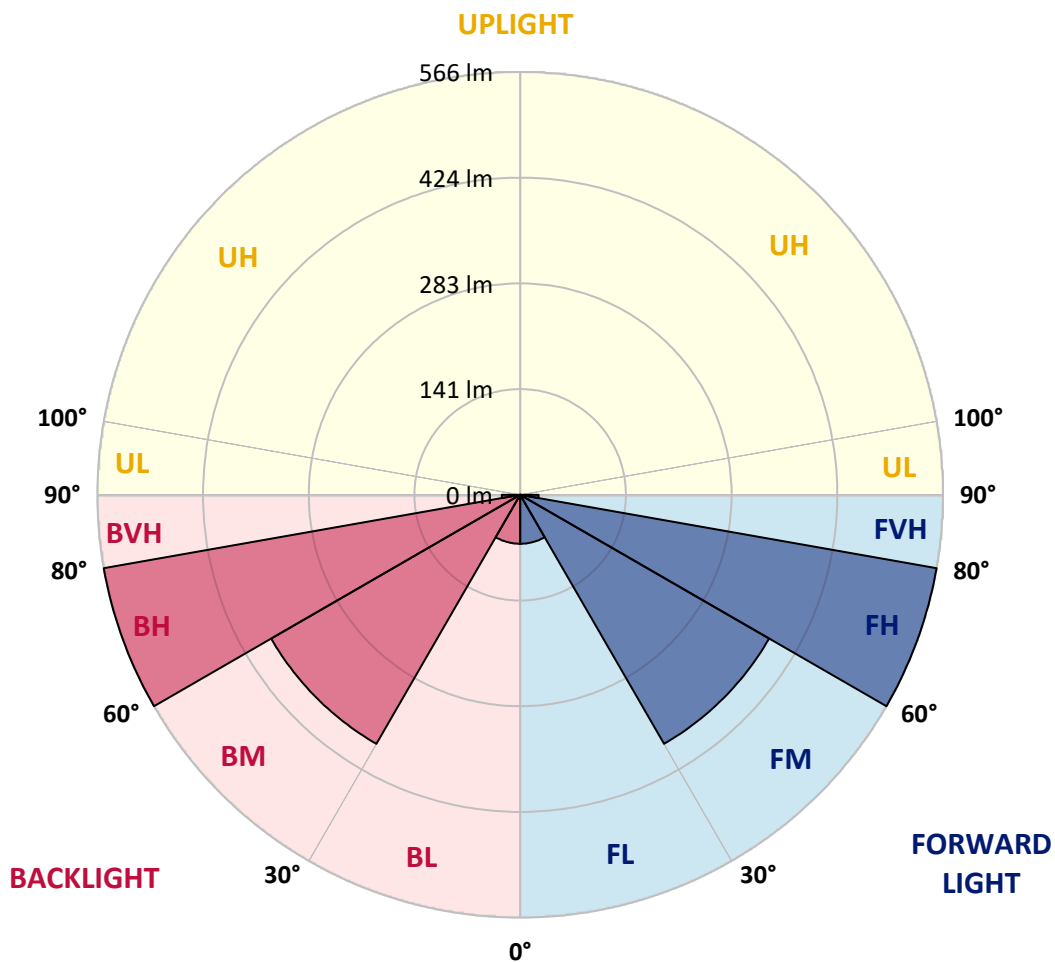
CATALOG NUMBER: ECM-F01-LED-E1-5WQ-8030

LUMINAIRE CLASSIFICATION SYSTEM LUMEN TABLE AND BUG RATING:

Zone		Lumens	% Fixture	Zone Rating/Lumen Limit		
				B	U	G
FL	(0°-30°)	65.5	3.1			
FM	(30°-60°)	384.8	18.5			
FH	(60°-80°)	565.8	27.2			G0/660
FVH	(80°-90°)	24.6	1.2			G1/100
BL	(0°-30°)	65.5	3.1	B0/110		
BM	(30°-60°)	384.8	18.5	B1/1000		
BH	(60°-80°)	565.8	27.2	B2/1000		G0/660
BVH	(80°-90°)	24.6	1.2			G1/100
UL	(90°-100°)	0.0	0.0		U0/0	
UH	(100°-180°)	0.0	0.0		U0/0	

BUG Rating: B2-U0-G1

Type V Short



REPORT NUMBER: P140423

CATALOG NUMBER: ECM-F01-LED-E1-5WQ-8030

CANDELA DISTRIBUTION (FULL):

	0°	5°	10°	15°	20°	25°	30°	35°	40°	45°	50°
0°	113.8	113.8	113.8	113.8	113.8	113.8	113.8	113.8	113.8	113.8	113.8
2.5°	115.2	115.2	115.0	115.0	115.0	115.0	114.7	114.7	115.0	114.7	114.7
5°	118.0	118.2	118.2	118.0	118.0	118.0	118.0	118.0	118.2	118.0	118.0
7.5°	122.2	122.4	122.4	122.2	122.2	122.2	122.2	122.2	122.4	122.4	121.9
10°	127.3	127.5	127.5	127.3	127.3	127.5	127.5	127.5	127.7	127.7	127.5
12.5°	133.3	133.5	133.8	133.5	133.8	133.8	134.0	134.2	134.2	134.2	133.8
15°	140.3	141.0	140.5	140.5	140.7	141.0	141.0	141.7	141.4	141.2	141.0
17.5°	148.4	148.2	148.2	148.4	148.6	148.4	148.6	149.3	149.1	148.9	148.6
20°	156.1	156.1	156.1	155.8	156.3	156.3	156.5	156.8	156.8	157.2	156.5
22.5°	163.5	163.5	163.3	163.3	163.7	163.7	164.2	164.7	164.7	164.7	164.2
25°	170.5	170.5	170.7	170.5	170.7	170.9	171.4	171.9	172.1	172.1	172.1
27.5°	176.7	177.4	177.2	177.4	177.9	178.4	178.8	179.5	180.0	180.2	179.5
30°	184.6	184.6	184.4	184.6	185.1	185.8	186.7	187.9	187.9	188.1	188.1
32.5°	193.0	193.2	192.8	193.2	193.9	194.9	195.8	196.7	197.2	198.1	197.9
35°	203.9	203.2	203.4	204.1	204.6	205.5	206.7	208.3	209.3	209.7	209.3
37.5°	216.5	216.2	216.7	216.7	218.3	219.2	221.3	222.7	223.4	224.6	224.1
40°	232.2	233.2	233.4	234.1	235.0	236.9	239.2	241.5	242.9	243.9	244.1
42.5°	253.6	254.1	253.1	255.7	258.3	259.4	262.2	265.5	267.5	268.2	268.5
45°	279.9	279.9	281.2	282.9	286.1	288.4	291.5	296.8	298.7	301.2	301.2
47.5°	311.2	312.1	312.1	315.9	318.4	323.1	328.9	333.3	337.2	336.1	340.0
50°	347.4	348.1	350.7	352.8	357.2	362.5	367.9	374.4	380.2	380.9	381.6
52.5°	385.3	386.2	388.3	393.2	398.5	404.6	414.3	419.9	425.5	428.5	428.0
55°	428.7	428.3	431.7	435.5	443.4	451.5	459.6	467.5	473.3	477.5	477.3
57.5°	474.2	475.9	479.8	484.5	491.2	498.4	508.2	516.0	525.6	528.1	524.4
60°	527.2	525.6	529.5	536.7	542.8	552.0	560.6	570.9	577.6	580.6	579.5
62.5°	581.3	579.9	582.9	592.2	599.4	606.2	618.0	629.2	634.7	635.9	633.8
65°	621.0	621.5	626.4	634.5	645.9	656.1	669.3	682.8	691.6	693.0	688.4
67.5°	630.3	631.2	638.0	648.4	662.6	679.5	699.3	719.3	734.4	737.6	730.9
70°	608.9	609.4	615.9	627.8	644.0	663.5	688.1	715.8	737.8	746.2	738.8
72.5°	565.1	566.9	572.3	582.2	595.0	614.3	638.0	662.6	684.4	695.1	695.1
75°	485.9	490.0	492.6	495.8	507.0	522.6	541.8	561.3	580.6	586.7	569.7
77.5°	346.7	339.8	341.4	359.5	357.0	374.6	396.0	409.9	427.1	424.5	400.2
80°	159.1	155.1	164.2	176.3	191.6	203.4	226.4	228.8	248.5	249.7	232.0
82.5°	31.8	33.4	39.9	49.2	61.3	74.6	86.6	96.8	110.3	112.9	104.7
85°	10.0	10.9	13.7	15.1	15.8	18.1	20.7	27.9	32.0	33.2	31.1
87.5°	2.1	3.3	5.3	6.0	6.3	6.0	6.0	5.8	4.6	3.7	4.4
90°	0.0	0.0	0.0	0.0	0.0	0.0	0.0	0.0	0.0	0.0	0.0



REPORT NUMBER: P140423

CATALOG NUMBER: ECM-F01-LED-E1-5WQ-8030

CANDELA DISTRIBUTION (continued):

	55°	60°	65°	70°	75°	80°	85°	90°
0°	113.8	113.8	113.8	113.8	113.8	113.8	113.8	113.8
2.5°	114.5	114.5	114.7	114.7	114.7	114.5	114.3	114.5
5°	117.7	117.7	117.7	117.7	117.3	117.3	117.1	117.1
7.5°	121.9	121.7	121.7	121.5	121.2	121.2	121.0	121.2
10°	127.5	127.0	126.8	126.6	126.3	126.3	126.1	125.9
12.5°	133.5	133.3	133.1	132.6	132.4	131.9	131.9	131.9
15°	140.5	140.3	140.0	139.3	139.3	138.7	138.9	138.9
17.5°	148.2	147.7	147.0	146.8	146.5	145.8	145.8	145.8
20°	156.1	155.1	154.7	154.2	154.2	153.5	153.3	153.3
22.5°	163.7	162.8	161.9	161.4	160.9	160.7	160.2	160.0
25°	171.4	170.5	169.5	168.8	167.9	167.4	167.0	167.0
27.5°	179.1	178.1	176.7	175.8	174.9	174.0	173.5	173.7
30°	187.0	186.0	184.6	183.5	182.3	181.4	180.9	180.7
32.5°	196.9	195.8	194.2	193.0	190.9	190.0	189.5	189.7
35°	208.6	206.9	205.8	203.9	202.3	201.1	200.4	200.4
37.5°	223.4	222.0	220.9	219.0	216.7	215.3	214.4	215.1
40°	242.7	241.5	239.2	236.4	234.6	233.4	232.5	232.7
42.5°	267.3	265.0	262.9	261.3	258.5	256.9	254.3	255.2
45°	298.4	295.9	293.8	291.2	288.7	285.4	284.5	282.6
47.5°	336.1	334.2	329.6	327.2	324.0	319.3	317.0	315.2
50°	377.6	374.1	370.9	365.1	361.4	356.0	353.9	353.2
52.5°	424.5	418.7	413.4	408.1	400.6	395.5	391.3	392.3
55°	471.0	464.3	456.6	450.8	445.0	438.7	434.3	431.7
57.5°	520.0	512.6	504.4	496.1	491.2	483.8	481.0	479.6
60°	570.4	563.7	555.5	547.9	541.1	532.5	527.9	526.0
62.5°	626.1	616.8	607.1	597.6	590.1	583.9	579.0	575.7
65°	677.5	664.7	654.7	642.6	634.5	625.4	619.4	618.2
67.5°	715.8	696.0	678.6	663.1	650.5	639.4	631.7	628.7
70°	718.3	691.2	665.4	642.4	624.0	611.3	601.1	597.1
72.5°	668.6	635.0	600.1	577.6	558.1	540.4	533.2	531.6
75°	543.9	515.8	486.8	461.2	447.8	438.9	432.9	424.1
77.5°	377.9	352.1	336.5	308.0	302.8	295.6	289.6	283.8
80°	211.6	189.0	171.6	153.7	142.8	136.8	130.5	127.0
82.5°	95.0	78.0	62.0	48.1	39.7	31.4	23.5	24.9
85°	23.7	20.0	15.3	12.8	11.6	10.7	8.6	7.7
87.5°	4.4	4.2	3.7	3.7	3.9	3.3	1.9	1.6
90°	0.0	0.0	0.0	0.0	0.0	0.0	0.0	0.0

(END OF REPORT)